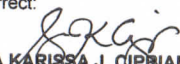
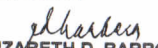


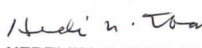
**STATEMENT OF APPROVED BUDGET, UTILIZATION, DISBURSEMENTS AND BALANCES
As of the Quarter ending September 30, 2018**


Department: State Universities and Colleges
Agency/Operating Unit : SULTAN KUDARAT STATE UNIVERSITY
Region/Province/City: 08 101 00 00000
Fund: 2 06 441 (OFF BUDGET)

Particulars	UACS Code	Approved Budget			Budget Utilization					Disbursements				Balances			
		Approved Budgeted Revenue	Adjustments (Realignment)	Adjusted Budgeted Revenue	1st Quarter ending March 31	2nd Quarter ending June 30	3rd Quarter ending Sept. 30	4th Quarter ending Dec. 31	Total	1st Quarter ending March 31	2nd Quarter ending June 30	3rd Quarter ending Sept. 30	4th Quarter ending Dec. 31	Total	Unobligated Budget	Unpaid Utilizations (10-15)+(17+18)	
1	2	3	4	5=(3+(-)4)	6	7	8	9	10=(6+7+8+9)	11	12	13	14	+13+14)	16=(5-10)	17	18
I. AGENCY SPECIFIC BUDGET	101 101																
General Admin. & Support	1 00 00000	54,371,750.00	(3,500,000.00)	50,871,750.00	4,907,246.77	5,138,196.92	6,294,244.01	-	16,339,687.70	4,748,198.77	4,902,321.15	5,285,797.11	-	14,936,317.03	34,532,062.30	-	1,403,370.67
PS	50100000 00	-	-	-	-	-	-	-	-	-	-	-	-	-	-	-	-
MOOE	50200000 00	41,591,750.00	(3,500,000.00)	38,091,750.00	3,147,332.48	3,146,842.92	3,392,508.64	-	9,686,684.04	3,134,759.65	3,017,646.82	3,080,033.51	-	9,232,439.98	28,405,065.96	-	454,244.06
CO	50300000 00	12,780,000.00	-	12,780,000.00	1,759,914.29	1,991,354.00	2,901,735.37	-	6,653,003.86	1,613,439.12	1,884,674.33	2,205,763.60	-	5,703,877.05	6,126,996.34	-	949,126.61
Support to Operations																	
Operations	3 00 00000																
MFO 1 - Higher Education Services	3 01 00000	97,869,150.00	8,875,000.00	106,544,150.00	20,610,277.77	26,601,691.31	29,598,499.07	-	76,810,468.15	19,014,271.07	25,132,255.20	27,893,511.09	-	72,040,037.36	29,733,881.85	-	4,770,430.79
PS	50100000 00	-	-	-	-	-	-	-	-	-	-	-	-	-	-	-	-
MOOE	50200000 00	74,865,150.00	8,875,000.00	81,540,150.00	19,901,429.44	22,380,859.19	22,122,621.57	-	64,404,910.20	18,676,585.07	21,726,299.18	20,791,125.32	-	61,194,009.57	17,135,239.80	-	3,210,900.63
CO	50300000 00	23,004,000.00	2,000,000.00	25,004,000.00	708,848.33	4,220,832.12	7,475,877.50	-	12,405,557.95	337,686.00	3,405,956.02	7,102,385.77	-	10,846,027.79	12,598,442.05	-	1,559,530.16
MFO 2 - Advanced Education Services	302000000	43,497,400.00	(4,700,000.00)	38,797,400.00	1,341,101.80	10,089,399.12	4,333,890.36	-	16,459,472.72	1,284,076.78	9,453,363.78	4,438,622.78	-	15,176,063.34	22,337,927.28	-	1,283,409.38
PS	50100000 00	-	-	-	-	-	-	-	-	-	-	-	-	-	-	-	-
MOOE	50200000 00	33,273,400.00	(2,700,000.00)	30,573,400.00	1,341,101.80	9,825,949.12	4,936,571.80	-	16,103,622.72	1,284,076.78	9,204,027.18	4,438,622.78	-	14,926,726.74	14,469,777.28	-	1,176,895.98
CO	50300000 00	10,224,000.00	(2,000,000.00)	8,224,000.00	-	263,450.00	92,400.00	-	355,850.00	-	249,336.60	28,000.00	-	249,336.60	7,868,150.00	-	106,513.40
MFO 3 - Research Services	303000000	10,874,350.00	(875,000.00)	10,199,350.00	181,306.60	119,539.30	-	-	300,845.90	181,306.60	119,539.30	28,000.00	-	328,845.90	9,898,504.10	-	(28,000.00)
PS	50100000 00	-	-	-	-	-	-	-	-	-	-	-	-	-	-	-	-
MOOE	50200000 00	8,318,350.00	(875,000.00)	7,643,350.00	181,306.60	119,539.30	-	-	300,845.90	181,306.60	119,539.30	28,000.00	-	328,845.90	7,342,504.10	-	(28,000.00)
CO	50300000 00	2,556,000.00	-	2,556,000.00	-	-	-	-	-	-	-	-	-	-	2,556,000.00	-	-
MFO 4 - Technical Advisory Extension Services	304000000	10,874,350.00	200,000.00	11,074,350.00	48,755.00	121,685.17	28,000.00	-	198,440.17	48,755.00	117,889.54	-	-	166,644.54	8,319,909.83	-	31,795.63
PS	50100000 00	-	-	-	-	-	-	-	-	-	-	-	-	-	-	-	-
MOOE	50200000 00	8,318,350.00	200,000.00	8,518,350.00	48,755.00	121,685.17	28,000.00	-	198,440.17	48,755.00	117,889.54	-	-	166,644.54	8,319,909.83	-	31,795.63
CO	50300000 00	2,556,000.00	-	2,556,000.00	-	-	-	-	-	-	-	-	-	-	2,556,000.00	-	-
GRAND TOTAL . . .		217,487,000.00		217,487,000.00	27,088,687.94	42,070,511.82	40,949,714.88	-	110,108,914.64	25,276,608.22	39,725,368.97	37,645,930.98	-	102,647,908.17	2,556,000.00	-	7,461,006.47
PS	50100000 00	-	-	-	-	-	-	-	-	-	-	-	-	-	-	-	-
MOOE	50200000 00	166,367,000.00	-	166,367,000.00	24,619,925.32	35,594,875.70	30,479,702.01	-	90,694,503.03	23,325,483.10	34,185,402.02	28,337,781.61	-	85,848,666.73	75,672,496.97	-	4,845,836.30
CO	50300000 00	51,120,000.00	-	51,120,000.00	2,468,762.62	8,475,636.12	10,470,012.87	-	19,414,411.61	1,951,125.12	5,539,966.95	9,308,149.37	-	16,799,241.44	31,705,588.39	-	2,615,170.17

Certified correct:

SHAIRA KARISSA J. CIPRIANO, CPA
 Budget Officer I

Certified correct:

ELIZABETH D. BARBOSA, CPA
 Chief Accountant

Recommended by:

HEDELINA U. IBOT, Ph. D.
 Vice President for Finance and Administration

Approved by:

ROLANDO F. HECHANOVA, Ph. D.
 Head of the Agency